

South-West England, with low numbers of schools in immediate need and large amounts of spare capacity, appears to have fewer challenges than most other RSC regions.

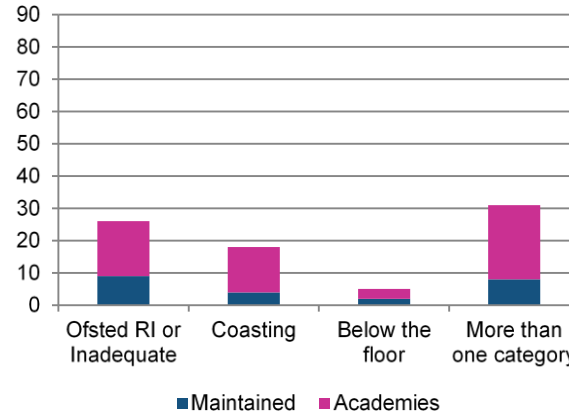
1. South-West England, which is the second smallest RSC in terms of the number of schools in the region, has 366 underperforming schools. This is below the average number for all RSCs.
2. The region has the highest proportion of schools below the floor in the primary sector. It has a low to average proportion of underperforming schools in the other dimensions and phases.
3. The region has 54 underperforming schools identified as having an immediate need, which is the second lowest number amongst RSC regions.
4. There are 87 MATs that are ready for expansion with capacity to take on 151 underperforming schools. The ratio of available capacity to immediate need in the region is 2.8 to 1, the second highest of all RSCs.

Key facts:

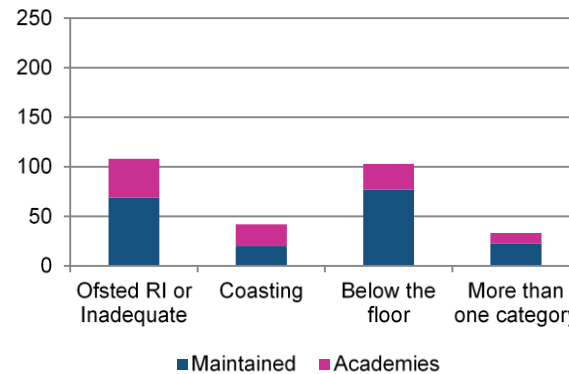
16.6% of schools are underperforming → **2.4%** Schools need immediate help

392 Trusts operating in the region → **87** MATs have available capacity

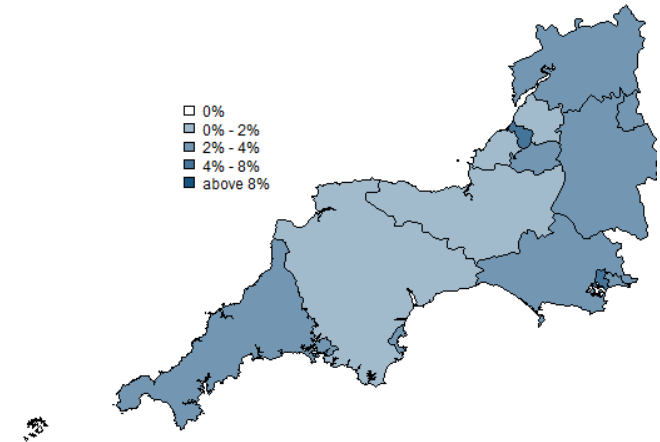
South-West England has the second lowest number of underperforming secondary schools.



The region also has a relatively low number of underperforming primary schools.



LAs in this region do not really feature much in the top or bottom rank of schools with an immediate need. Most fall in the middle part of the distribution.



The region's available capacity comfortably exceeds its immediate need. There are also 180 high-performing SATs that the RSC could approach if more capacity was needed.

