

South-East England and South London

3067 schools

1,083,861 pupils

21% of primaries academised

64% of secondaries academised

South-East England and South London, with the lowest number of schools in immediate need and largest amount of spare capacity, appears to have fewer challenges than other RSC regions.

1. South-East England and South London has 456 underperforming schools, which is slightly more than the RSC average. As the region has the second largest number of schools, it has the second lowest proportion of underperforming schools.
2. The region has an average proportion of schools with poor Ofsted results in the primary sector and a low proportion of underperforming schools across all other dimensions and phases.
3. The region has 50 underperforming schools identified as having an immediate need, which is both the lowest number and proportion amongst RSC regions.
4. There are 112 MATs that are ready for expansion with capacity to take on 165 underperforming schools. The ratio of available capacity to immediate need in the region is 3.3 to 1, the highest of all RSCs.

Key facts:

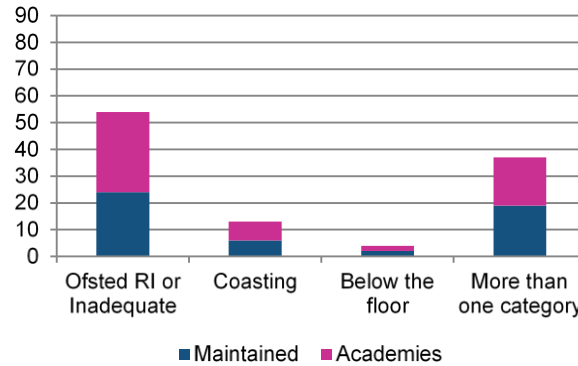
14.9% of schools are underperforming

1.6% Schools need immediate help

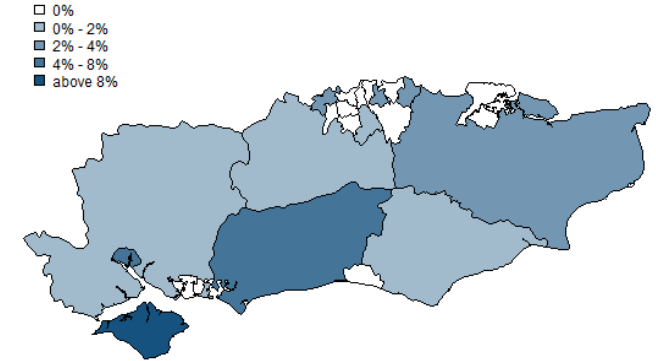
419 Trusts operating in the region

112 MATs have available capacity

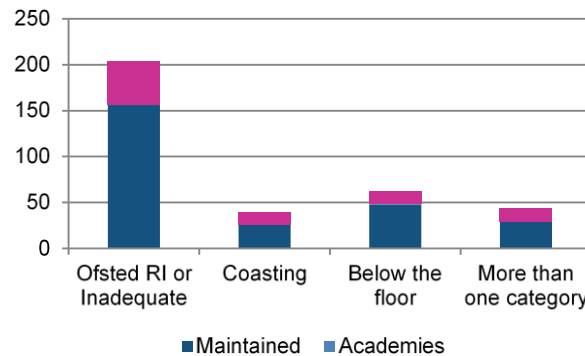
The number of underperforming secondary schools in the region is in line with the RSC average. Nearly a half are LA maintained which are over-represented in this group.



This region is split with most LAs in London having no schools in immediate need, while many LAs outside of London have higher proportions of schools with an immediate need.



The region has the joint second highest number of underperforming primary schools.



The region's available capacity comfortably exceeds its immediate need. There are also 196 high-performing SATs that the RSC could approach if more capacity was needed.

