

Ofsted Consultation

**Education Inspection Framework 2019
NFER Response: Teacher Voice Data**

National Foundation for Educational Research (NFER)



Education Inspection Framework 2019

NFER Response: Teacher Voice Data

National Foundation for Educational Research

Published in April 2019

By the National Foundation for Educational Research,

The Mere, Upton Park, Slough, Berkshire SL1 2DQ

www.nfer.ac.uk



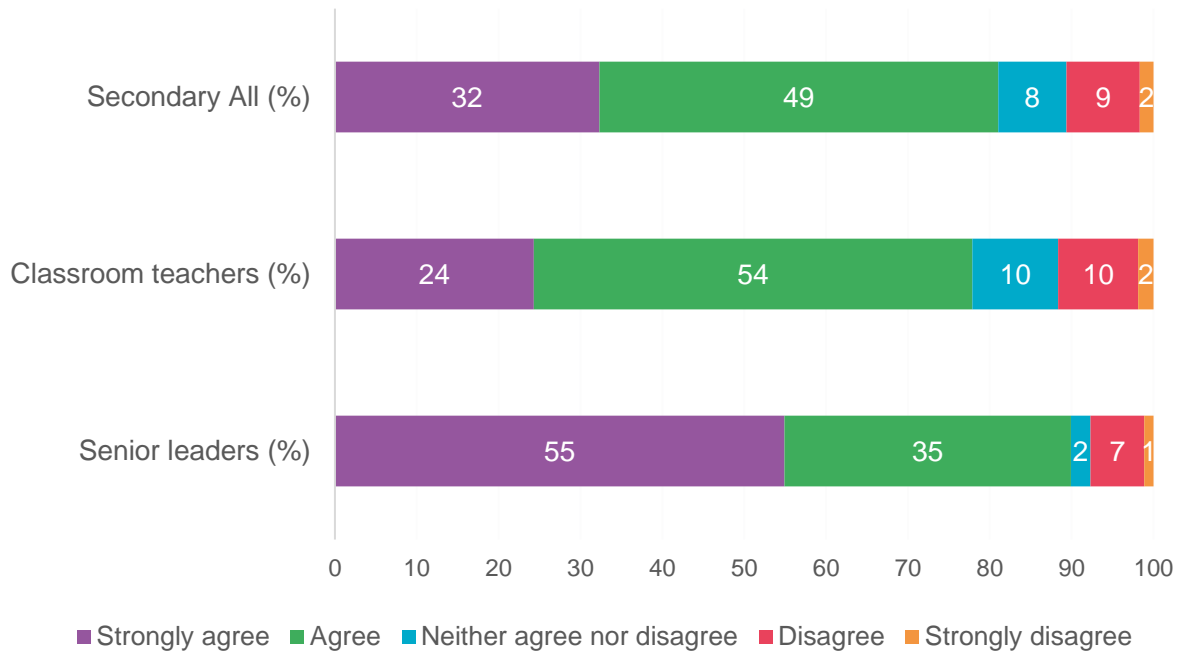
Teacher views on Ofsted's proposed Education Inspection Framework

About the research

- In February 2019, we used NFER's Teacher Voice omnibus survey to ask a representative sample of senior leaders and classroom teachers questions related to Ofsted's proposals for the Education Inspection Framework (EIF).
- Respondents were presented with questions relevant to their school, i.e. they only saw questions relating to KS4 if their school had KS4 pupils.
- The percentages given in these charts are weighted separately by FSM rates. Reported base sizes (N) are unweighted.
- Of the total respondents from secondary schools, approximately three quarters were classroom teachers and one quarter were senior leaders.
- Percentages may not sum to 100 due to rounding.

Some 81% of all respondents thought that their Key Stage 3 curriculum had breadth and depth

Question: To what extent do you agree / disagree with the following statements? We offer a curriculum which has breadth and depth at Key Stage 3 in our school.

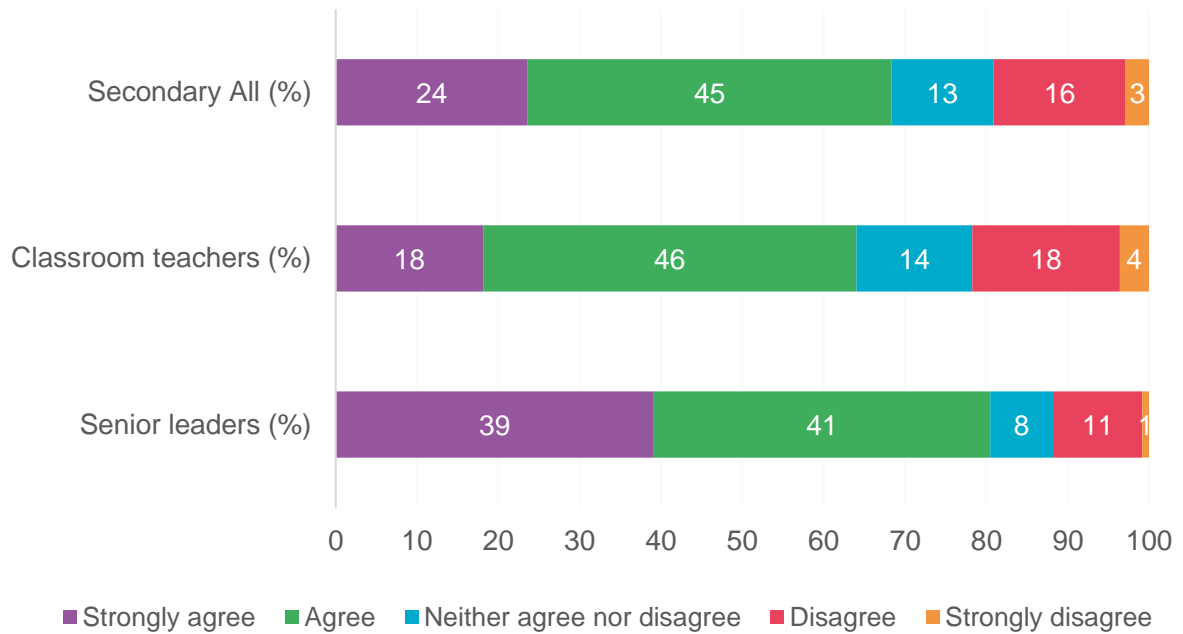


Notes:

1. Response: n = 816 (Classroom teachers n = 603 Senior leaders n = 213)
2. Percentages may not sum to 100 due to rounding.

Some 68% of all respondents thought that their Key Stage 4 curriculum had breadth and depth

Question: To what extent do you agree/disagree with the following statements? We offer a curriculum which has breadth and depth at Key Stage 4 in our school.



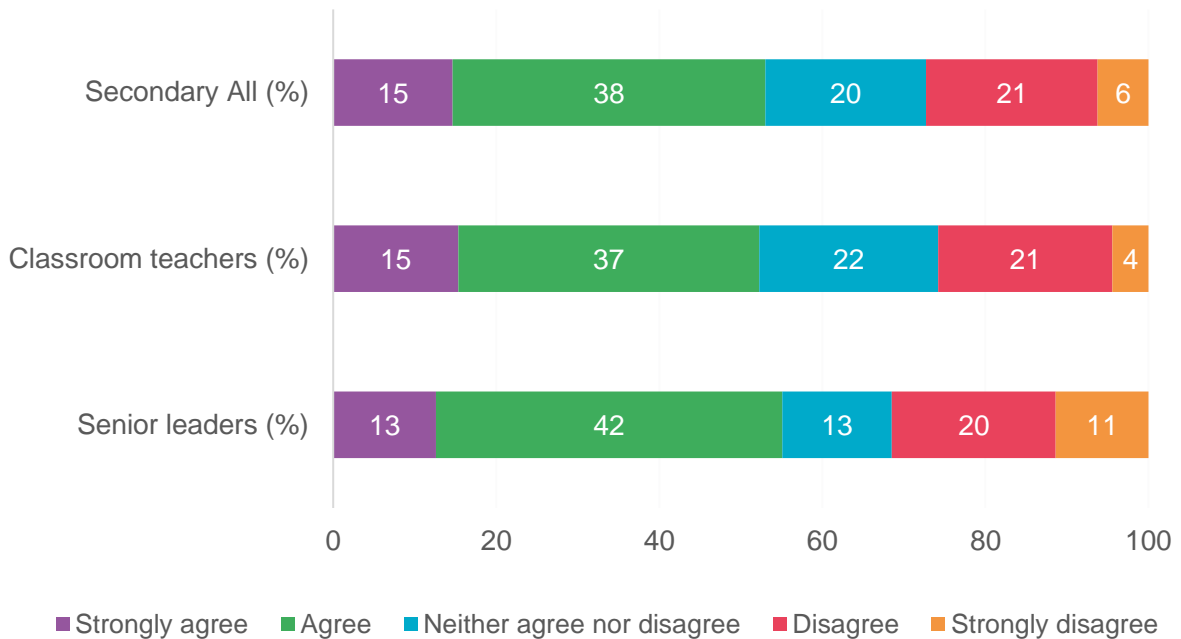
Notes:

1. Response: n = 813 (Classroom teachers n = 601 Senior leaders n = 212)
2. Percentages may not sum to 100 due to rounding

More than half of senior leaders and classroom teachers said that the number of GCSEs taught at their school had decreased recently

- 53% of all respondents said that the number of GCSEs taught at their school had decreased over the last few years.
- Only 27% of all respondents said the number of GCSEs taught at their school had not decreased

Question: To what extent do you agree/disagree with the following statements? Over the last few years the number of GCSEs taught at the school has decreased.

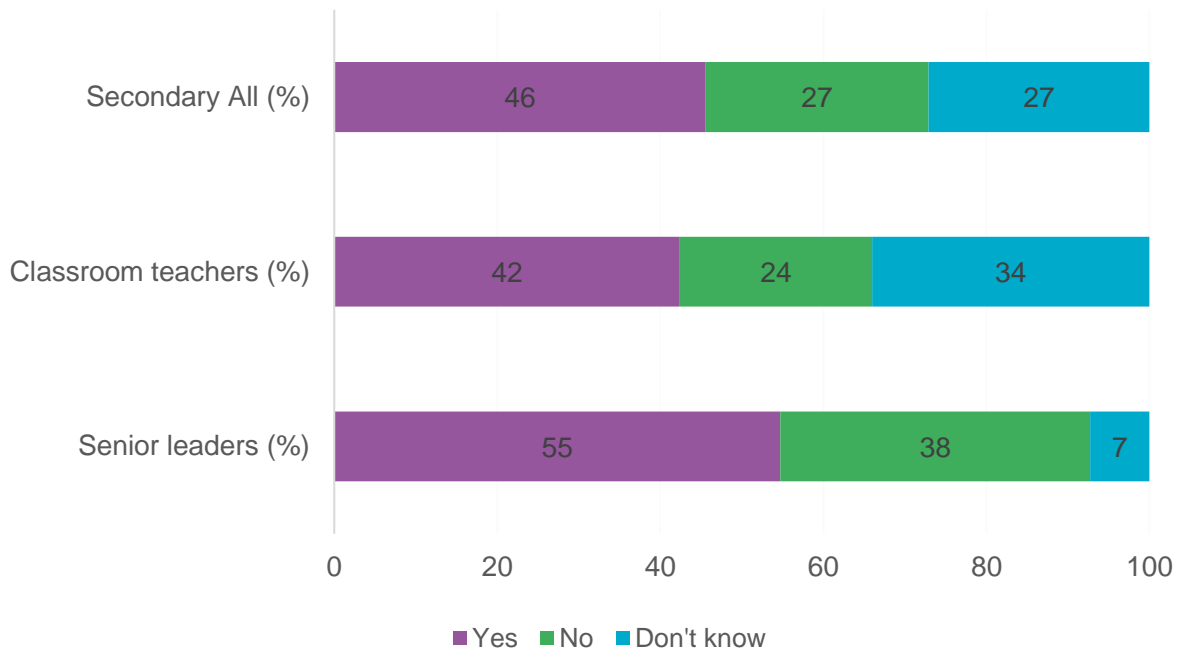


Notes:

1. Response: n = 815 (Classroom teachers n = 603 Senior leaders n = 212)
2. Percentages may not sum to 100 due to rounding

Nearly half of respondents said that there were other subjects / qualifications that they would like to include as part of their curriculum

Question: Are there any subjects or qualifications that you do not currently offer in your school, that you would like to offer?



Notes:

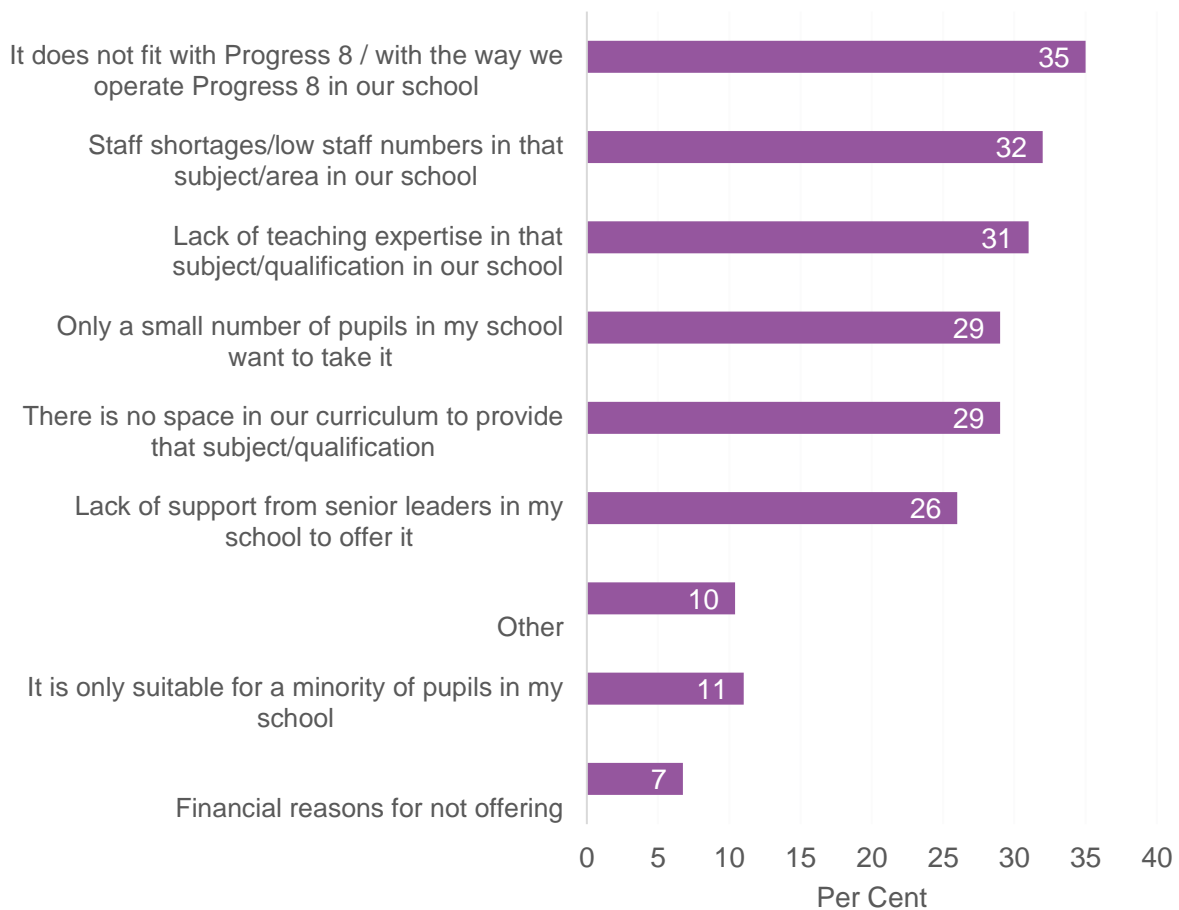
1. Response: n = 811 (Classroom teachers n = 602 Senior leaders n = 209)
2. Percentages may not sum to 100 due to rounding.

The most common reason about why these subjects were not offered was because they do not fit in with Progress 8 / the way they operate Progress 8 in their school

Other common reasons given by secondary school classroom teachers and senior leaders were:

- Staff shortages/low staff numbers in that subject in the school
- A lack of teaching expertise in that subject/qualification in the school
- Only a small number of pupils in the school wanting to take the subject

Question: What is the reason you do not currently offer these additional subjects / qualifications?



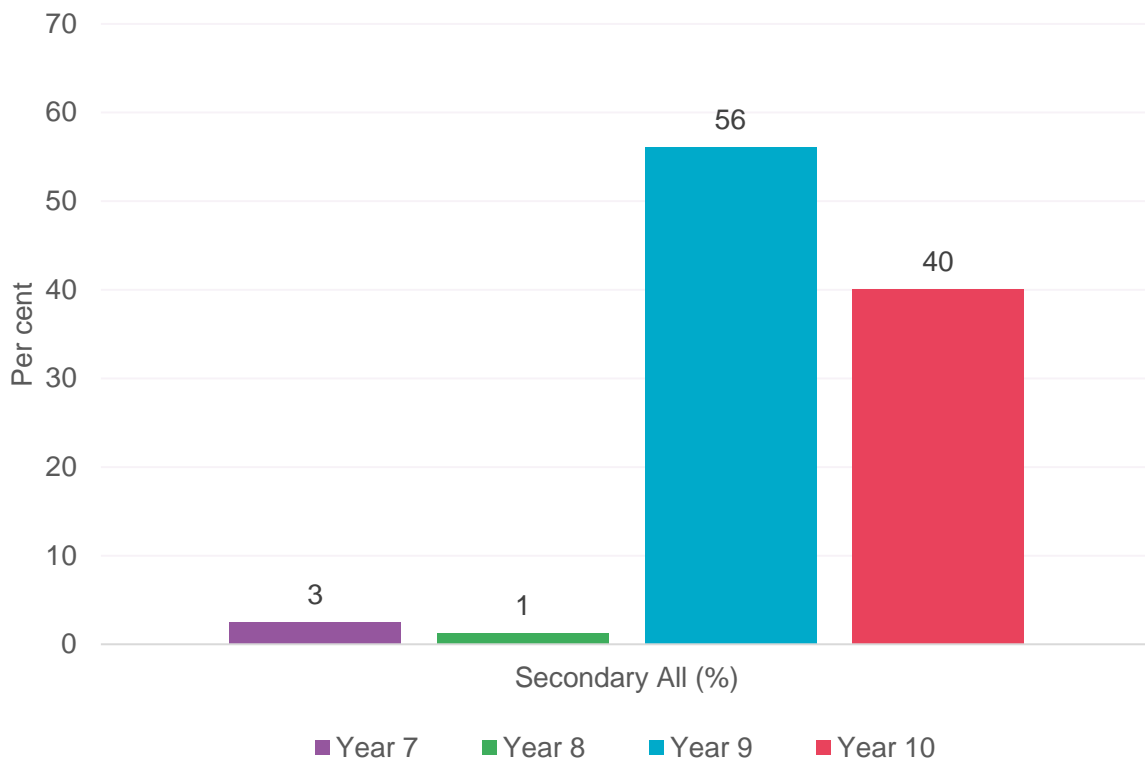
Notes:

1. Response: n = 356
2. More than one answer could be given, so percentages may sum to more than 100

Over half of respondents said their school started teaching the GCSE curriculum for most / all subjects in Year 9

- 56% of respondents said that their school started teaching the GCSE curriculum for most / all subjects in Year 9
- This compares to 40% who said their school started teaching the GCSE curriculum for most/all subjects in Year 10.

Question: For most / all subjects, when do you start teaching the GCSE curriculum?



Notes:

1. Response: n = 815

There is a strong culture among school leaders to share their own data with Ofsted inspectors

- 85% of senior leaders shared their own performance data during their last Ofsted inspection.
- An additional 8% of senior leaders shared some other non-performance data.

Question: In your last Ofsted inspection, did you provide your own internal performance data to Ofsted inspectors?

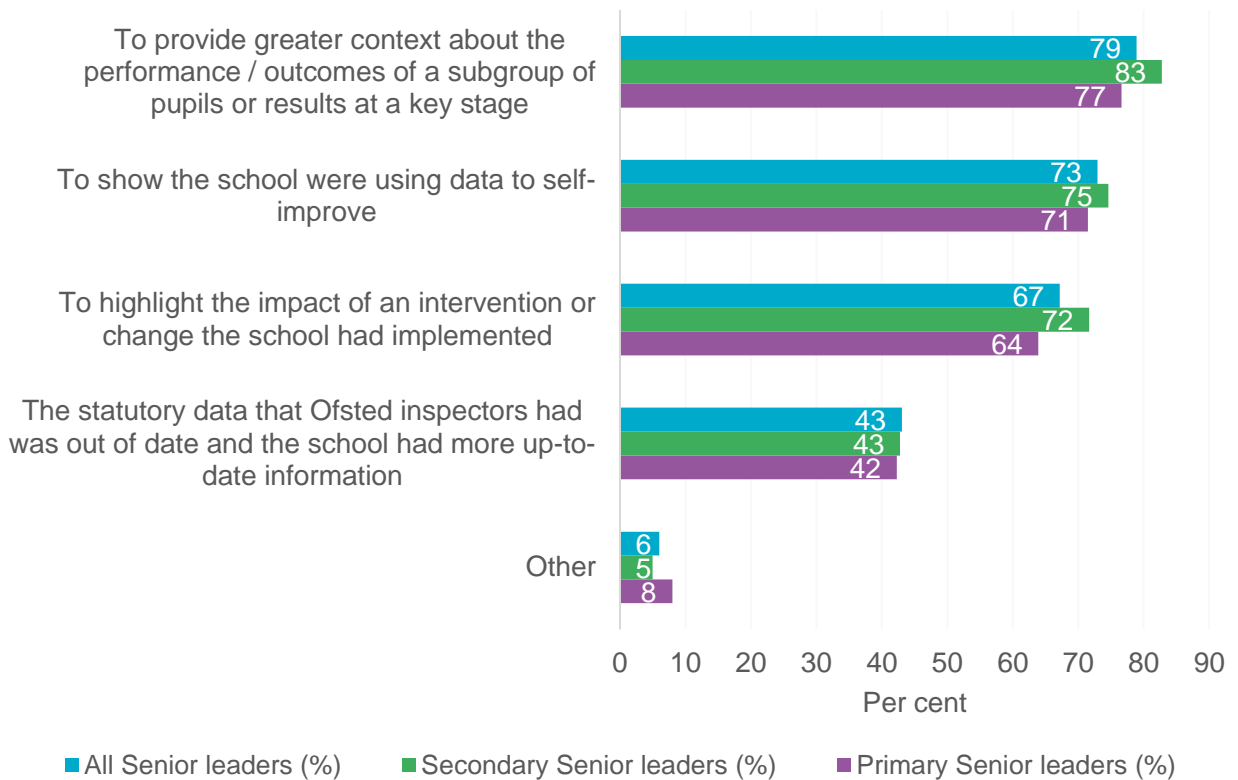


Notes:

1. Response: n = 534 (Secondary senior leaders n = 213 Primary senior leaders n = 321)
2. Percentages may not sum to 100 due to rounding

Nearly 80% of school leaders supplied internal data to Ofsted in order to provide greater context about performance / outcomes

Question: What were the reason(s) for supplying your own school's internal data to the Ofsted inspectors?



Notes:

1. Response: n = 495 (Secondary senior leaders n = 204 Primary senior leaders n = 291)
2. More than one answer could be given, so percentages may sum to more than 100

Evidence for excellence in education

Public

© National Foundation for Educational Research 2019

All rights reserved. No part of this document may be reproduced or transmitted in any form or by any means, electronic, mechanical, photocopying, or otherwise, without prior written permission of NFER.

The Mere, Upton Park, Slough, Berks SL1 2DQ

T: +44 (0)1753 574123 • F: +44 (0)1753 691632 • enquiries@nfer.ac.uk

www.nfer.ac.uk

