

East Midlands and the Humber

2517 schools

749,837 pupils

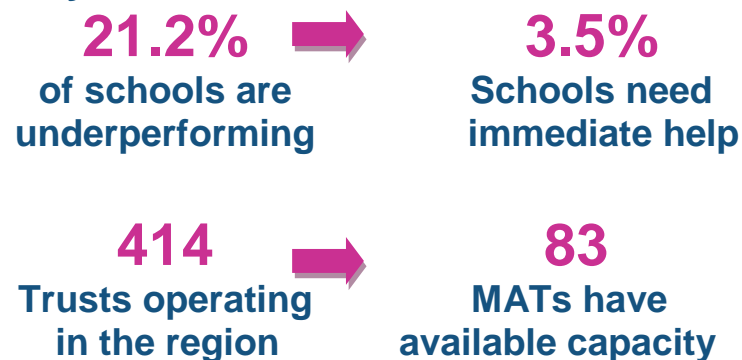
27% of primaries academised

74% of secondaries academised

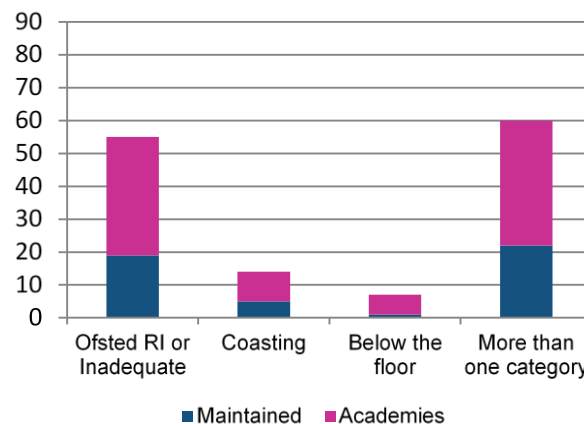
East Midlands and the Humber faces challenges in terms of number of underperforming schools and comparatively low levels of available capacity.

1. East Midlands and the Humber, with 534 LA maintained schools and academies requiring attention, has the highest number of underperforming schools of all RSC regions.
2. The region also has amongst the highest proportion of underperforming schools across each category (poor Ofsted, coasting schools and schools below the floor) in both phases.
3. There are 89 underperforming schools in the region identified as having an immediate need, which the RSC may need to find new sponsors for in the near future, which is the second highest.
4. There are 83 MATs that are ready for expansion with capacity to take on 125 underperforming schools. The ratio of available capacity to immediate need in the region is 1.4 to 1.

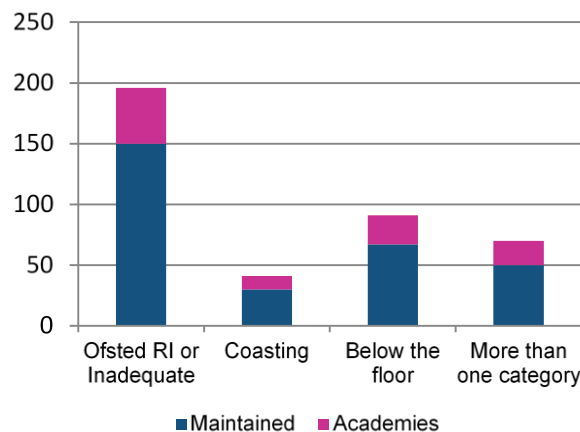
Key facts:



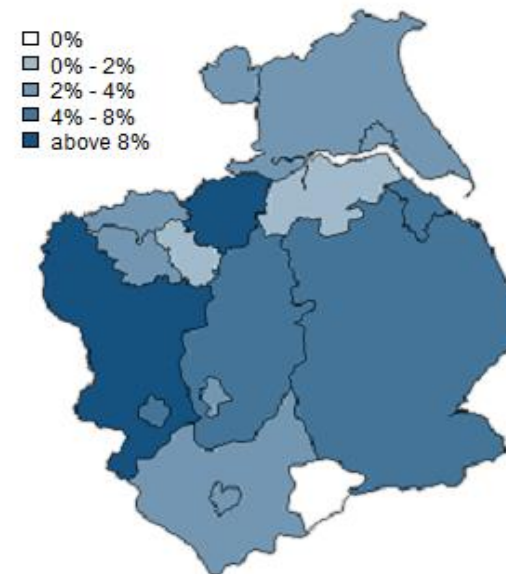
East Midlands and the Humber, with 136 underperforming **secondary** schools, has the second highest number amongst RSC regions.



The region has 398 underperforming **primary** schools, the highest number of all RSC areas.



East Midlands and the Humber contains four of the top ten LAs with the highest proportion of schools with an immediate need.



In addition to the **125** spaces available in the region, there are **160** high-performing SATs that the RSC might approach to find extra capacity.

